



**Lake Simcoe Region**  
conservation authority



# 2023

Approved Budget







## Our Vision

Healthy lake, healthy land, healthy life...for generations to come.

## Our Mission

We collaborate to protect and restore the Lake Simcoe watershed with innovative research, policy and action.







## At-A-Glance

The Lake Simcoe Region Conservation Authority is a local watershed management organization incorporated under the *Conservation Authorities Act (1946)*.

Since our formation in 1951, we have been dedicated to conserving, restoring, and managing the Lake Simcoe watershed.

Our jurisdiction, which began in the East Holland River with five municipalities, has grown to include the entire Lake Simcoe watershed except for the City of Orillia and the Upper Talbot River subwatershed.

The Conservation Authority is governed by an 18-member Board of Directors, appointed within a four-year cycle by its 9 member municipalities. Each year, the Board of Directors elect a Chair and Vice Chair from among its 18 board members.

## Our Watershed

The Lake Simcoe watershed is a 3,400 square kilometre area that sweeps across 20 municipalities, from the Oak Ridges Moraine in the south to the Oro Moraine in the north, through York and Durham Regions, Simcoe County and the cities of Kawartha Lakes, Barrie, and Orillia.

The watershed is delineated by 18 major river systems and many smaller ones that flow through the landscape to the heart of the watershed: Lake Simcoe.





## At the Forefront

Our watershed is one of the fastest growing regions in Canada and is currently home to 513,000\* people. Based on the Province of Ontario's Places to Grow Plan and municipal official plans, it's projected that the urban area within our watershed will increase by approximately 50% by the year 2041 and the population will nearly double.

Defined by our mandate under the *Conservation Authorities Act (1946)*, and shaped by continuous challenges presented by urban growth and climate change, the Conservation Authority delivers a number of programs and services to our municipal partners and watershed residents. Our strategic focus includes 26 programs within the following seven service areas - Corporate Services, Ecological Management, Education and Engagement, Greenspace Services, Planning and Development, Water Risk Management and Watershed Studies and Strategies.

As the leading local integrated watershed management agency, our business is built on programs and services that support the ecological, social and economic health of Lake Simcoe and the surrounding environment. While we have a long and accomplished history as expert practitioners, we don't do it alone. We are continually reaffirming and establishing partnerships at every level and within all of our communities to support our ongoing mission.

\*based on 2021 Environics data

## Operations Profile

The Conservation Authority's business operation employs over 100 full time, part time, contract, and seasonal staff.

Our science, research and restoration business relies on a vast range of experts in the field of environmental science including specialists in limnology, hydrogeology, hydrology, biology, botany, soil science and more. Additionally, recognized experts in water resource and environmental engineering, urban and community planning, forestry, conservation, and natural resource management, support the numerous activities of the organization.

Our education business depends on accomplished environmental leaders who are Ontario Certified Teachers and Outdoor Education Specialists, trained in delivering formal curriculum-based education programs to school-aged children and youth. Their expanded role includes delivering programs to engage citizens of all ages in making a meaningful and lasting connection with Lake Simcoe and its watershed.

These teams are championed internally by an equally broad range of experts delivering strategic leadership and essential services in several specialized fields including business planning; human resource management; financial planning and management; geographic information systems and information technology; and corporate communications, public and media relations, design, and marketing.



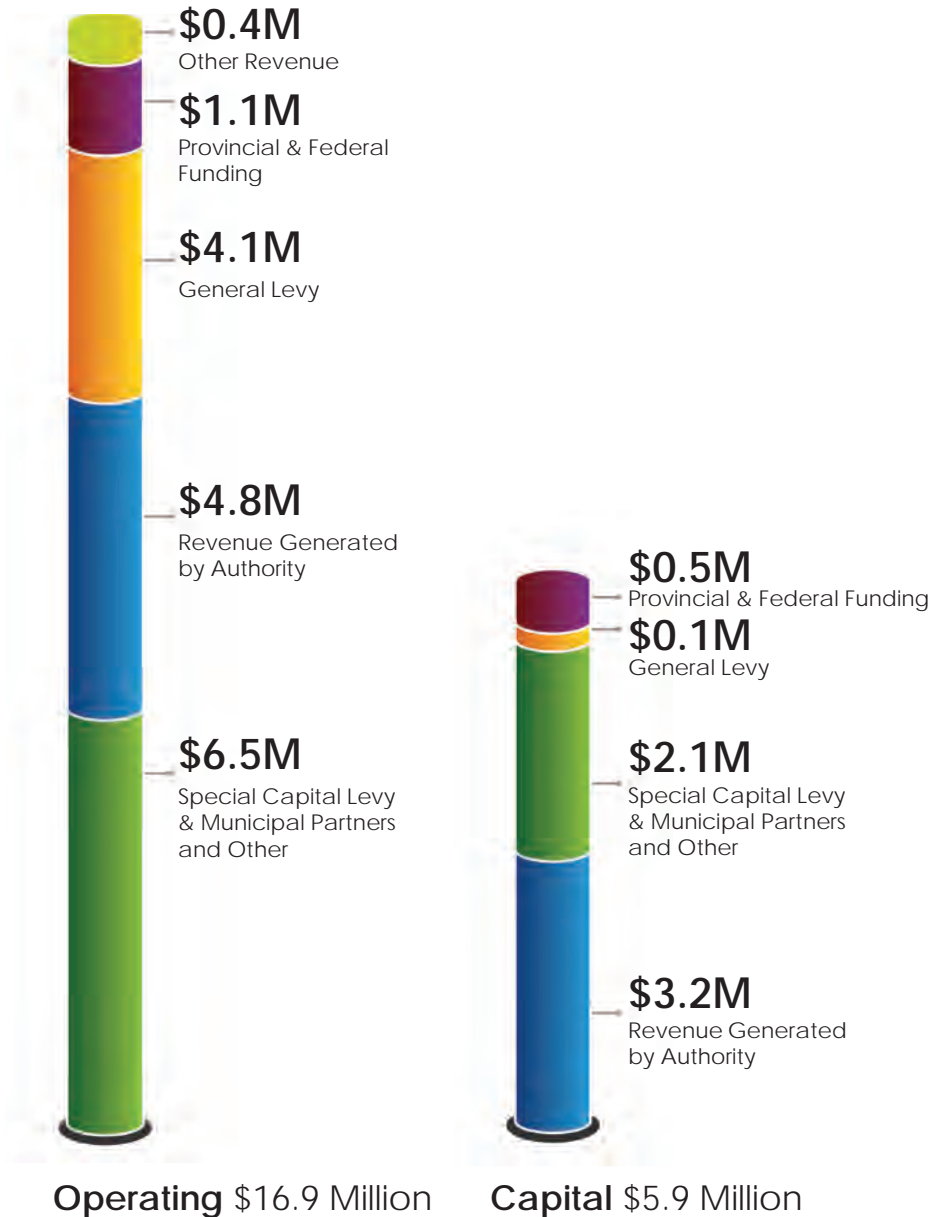








## 2023 Funding Sources



## 2023 Budget At-A-Glance

\$16.9 Million - Operating

\$ 5.9 Million - Capital

**\$22.8 Million - Total**

## 2023 Budget Highlights

- Respect the taxpayer
- Renewed Vision for 2022-2024
- Funding Requests within Municipal Targets

The Conservation Authority continues to demonstrate respect for the taxpayer by only requesting modest increases in 2023. We will continue focusing on our Strategic Plan (Transformation 2022-2024) and implementing the changes and requirements from the review of the *Conservation Authorities Act* and Bill 23.

## 2023 Annual Priorities

1. Manage and implement legislative changes in Bills 229 (2020) and Bill 23 (2022)
2. Continue development of Diversity, Equity, Inclusion and Belonging framework
3. Develop management plan, and conduct community consultation for the Lake Simcoe Conservation Preserve
4. Advance design and construction of new Scanlon Creek Nature Centre
5. Advance business development opportunities for climate change and stormwater management
6. Assess and implement necessary network security solutions
7. Implement corporate records management and asset management financial strategies






# 2023 Capital & Operating Budget

For the period January - December 31, 2023

## Consolidated Summary

	Restated Budget 2022* (in the 000s)	Approved Budget 2023 (in the 000s)
<b><u>Revenue:</u></b>		
General Levy	4,088	4,171
Special Capital Levy & Municipal Partners	8,655	8,472
Provincial and Federal Funding	2,269	1,734
Revenue Generated by Authority	8,358	8,006
Other Revenue	78	443
<b>Total Revenue</b>	<b>23,448</b>	<b>22,826</b>
<b><u>Expenditures:</u></b>		
Corporate Services	5,398	5,659
Ecological Management	2,648	3,449
Education & Engagement	688	859
Greenspace Services	833	987
Planning & Development Services	5,563	5,245
Water Risk Management	2,110	2,401
Watershed Studies & Strategies	734	1,142
Operating Expenditures	17,974	19,742
Internal Fee for Service	(2,164)	(2,893)
Capital and Project Expenditures	7,707	5,947
<b>Total Gross Expenditures</b>	<b>23,517</b>	<b>22,796</b>
Required Draws to/(from) Reserve	(69)	30
<b>Net Revenue (Expenditures)</b>	<b>0</b>	<b>0</b>

\*2022 Budget restated for comparison. This is due to a change in accounting methodology.





# ▶▶▶ 2023 Operating Budget

For the period January - December 31, 2023

## Corporate Services

### Revenue:

General Levy	1,360	1,823
Special Capital Levy & Municipal Partners	1,098	1,072
Provincial and Federal Funding	6	4
Revenue Generated by Authority	185	204
Other Revenue	43	344
<b>Total Revenue</b>	<b>2,692</b>	<b>3,447</b>

### Expenditures:

Corporate Communications	859	901
Facility Management	667	664
Financial Management	1,322	1,275
Governance	637	687
Human Resource Management	581	631
Information Management	1,332	1,501
<b>Total Gross Expenditures</b>	<b>5,398</b>	<b>5,659</b>
Internal Fee for Service	(3,458)	(2,874)
Required Draws to/(from) Reserve	752	662
<b>Net Revenue (Expenditures)</b>	<b>0</b>	<b>0</b>

\*2022 Budget restated for comparison. This is due to a change in accounting methodology.







# 2023 Operating Budget

For the period January - December 31, 2023

## Ecological Management

Restated  
Budget 2022\*  
(in the 000s)

Approved  
Budget 2023  
(in the 000s)

### Revenue:

General Levy	501	297
Special Capital Levy & Municipal Partners	2,121	2,545
Provincial and Federal Funding	302	279
Revenue Generated by Authority	228	301
Other Revenue	31	90
<b>Total Revenue</b>	<b>3,183</b>	<b>3,512</b>

### Expenditures:

Ecosystems Science and Monitoring	869	1,078
Forestry Services	623	676
Restoration and Regeneration	1,156	1,695
<b>Total Gross Expenditures</b>	<b>2,648</b>	<b>3,449</b>
Internal Fee for Service	495	(19)
Required Draws to/(from) Reserve	40	82
<b>Net Revenue (Expenditures)</b>	<b>0</b>	<b>0</b>

\*2022 Budget restated for comparison. This is due to a change in accounting methodology.





# ▶▶▶ 2023 Operating Budget

For the period January - December 31, 2023

## Education and Engagement

Restated  
Budget 2022\*  
(in the 000s)

Approved  
Budget 2023  
(in the 000s)


### Revenue:

General Levy	510	499
Revenue Generated by Authority	285	360
<b>Total Revenue</b>	<b>795</b>	<b>859</b>

### Expenditures:

Community Programming	152	158
School Programming	536	701
<b>Total Gross Expenditures</b>	<b>688</b>	<b>859</b>
Internal Fee for Service	107	-
Required Draws to/(from) Reserve	-	-
<b>Net Revenue (Expenditures)</b>	<b>0</b>	<b>0</b>

\*2022 Budget restated for comparison. This is due to a change in accounting methodology.





# ▶▶▶ 2023 Operating Budget

For the period January - December 31, 2023

## Greenspace Services

Restated  
Budget 2022\*  
(in the 000s)

Approved  
Budget 2023  
(in the 000s)


### Revenue:

General Levy	535	514
Special Capital Levy & Municipal Partners	395	401
Provincial and Federal Funding	8	8
Revenue Generated by Authority	40	49
Other Revenue	4	3
<b>Total Revenue</b>	<b>982</b>	<b>975</b>

### Expenditures:

Management	689	833
Securement	144	154
<b>Total Gross Expenditures</b>	<b>833</b>	<b>987</b>
Internal Fee for Service	142	-
Required Draws to/(from) Reserve	7	(12)
<b>Net Revenue (Expenditures)</b>	<b>0</b>	<b>0</b>

\*2022 Budget restated for comparison. This is due to a change in accounting methodology.







# 2023 Operating Budget

For the period January - December 31, 2023

## Planning and Development

Restated  
Budget 2022\*  
(in the 000s)

Approved  
Budget 2023  
(in the 000s)

### Revenue:

General Levy	495	505
Special Capital Levy & Municipal Partners	413	421
Provincial and Federal Funding	22	22
Revenue Generated by Authority	4,607	4,266
<b>Total Revenue</b>	<b>5,537</b>	<b>5,214</b>

### Expenditures:

Development Planning	2,789	2,794
Permitting and Enforcement	2,774	2,451
<b>Total Gross Expenditures</b>	<b>5,563</b>	<b>5,245</b>
Internal Fee for Service	-	-
Required Draws to/(from) Reserve	(26)	(31)
<b>Net Revenue (Expenditures)</b>	<b>0</b>	<b>0</b>

\*2022 Budget restated for comparison. This is due to a change in accounting methodology.







# 2023 Operating Budget

For the period January - December 31, 2023

## Water Risk Management

Restated  
Budget 2022\*  
(in the 000s)

Approved  
Budget 2023  
(in the 000s)

### Revenue:

General Levy	398	304
Special Capital Levy & Municipal Partners	1,128	1,192
Provincial and Federal Funding	882	797
Revenue Generated by Authority	60	233
Other Revenue	-	6
<b>Total Revenue</b>	<b>2,468</b>	<b>2,532</b>

### Expenditures:

Flood Management and Warning	486	456
Source Water Protection	840	755
Water Management/Restoration	588	840
Water Science and Monitoring	196	350
<b>Total Gross Expenditures</b>	<b>2,110</b>	<b>2,401</b>
Internal Fee for Service	298	-
Required Draws to/(from) Reserve	60	131
<b>Net Revenue (Expenditures)</b>	<b>0</b>	<b>0</b>

\*2022 Budget restated for comparison. This is due to a change in accounting methodology.







# 2023 Operating Budget

For the period January - December 31, 2023

## Watershed Studies & Strategies

Restated  
Budget 2022\*  
(in the 000s)

Approved  
Budget 2023  
(in the 000s)


### Revenue:

General Levy	252	178
Special Capital Levy & Municipal Partners	734	824
<b>Total Revenue</b>	<b>986</b>	<b>1,002</b>

### Expenditures:

Climate Change Adaptation	196	270
Watershed Subwatershed Planning	318	501
Research and Innovation	220	371
<b>Total Gross Expenditures</b>	<b>734</b>	<b>1,142</b>
Internal Fee for Service	252	-
Required Draws to/(from) Reserve	-	(140)
<b>Net Revenue (Expenditures)</b>	<b>0</b>	<b>0</b>

\*2022 Budget restated for comparison. This is due to a change in accounting methodology.





# ▶▶▶ 2023 Capital Budget Status Report

For the period January - December 31, 2023

## Consolidated Summary

Restated  
Budget 2022\*  
(in the 000s)

Approved  
Budget 2023  
(in the 000s)

### Expenditures:

Offsetting Projects	2,166	1,755
Mouth of Western Creek	-	1,195
Asset Management	931	735
Education Facility Project	800	658
Stormwater Projects	1,494	629
Preserve	-	265
Other Projects	264	160
Watershed Plan Modernization	186	124
Infrastructure Hazard Projects	653	116
Greenspace	-	112
Flow Guages	-	69
LID Projects	381	44
Salt Case Studies	132	43
Shoreline Hazard & Flood Risk Project	380	31
Restoration Projects	306	11
Land Cover Projects	14	-

### **Total Gross Expenditures**

**7,707** **5,947**

### Revenue:

General Levy	37	51
Special Capital Levy & Municipal Partners	2,766	2,017
Provincial and Federal Funding	1,049	624
Revenue Generated by Authority	2,953	2,593
Reserve	902	662

### **Total Revenue**

**7,707** **5,947**



# ►►► Overview of 2023 Municipal General & Special Capital Levy Funding

Municipalities	CVA within Watershed	% within Watershed	% Apportionment	General Levy (in the 000s)			Special Capital (in the 000s)			Special Operating (in the 000s)		
				2023	2022	2021	2023	2022	2021	2023	2022	2021
<u>Region of Durham</u>												
Brock	2,021,350,365	92	1.69%									
Scugog	518,080,913	11	0.43%									
Uxbridge	4,327,089,212	80	3.62%									
	6,866,520,490		5.75%	240	235	233	488	482	480	22	21	21
<u>Region of York</u>												
Aurora	19,551,664,838	96	16.36%									
East Gwillimbury	9,515,267,037	100	7.96%									
Georgina	9,520,845,304	100	7.97%									
King	5,902,047,680	55	4.94%									
Newmarket	23,964,793,519	100	20.05%									
Richmond Hill	756,157,852	1	0.63%									
Whitchurch-Stouffville	8,890,052,059	57	7.44%									
	78,100,828,289		65.36%	2,726	2,670	2,637	2,812	2,765	2,710	373	365	362
<u>City of</u>												
Barrie	19,645,897,351	70	16.44%	685	676	678	610	598	588	52	51	51
Kawartha Lakes	421,749,692	3	0.35%	15	15	14	24	24	24	0	0	0
	20,067,647,043		16.79%									
<u>Municipality of</u>												
Bradford-West Gwillimbury	6,213,458,583	72	5.20%	217	211	209	254	250	247	31	31	30
Innisfil	5,414,789,072	57	4.53%	189	186	181	209	206	203	30	30	29
New Tecumseth	577,546,613	7	0.48%	20	20	20	17	17	16	0	0	0
Oro-Medonte	1,173,650,497	22	0.98%	41	40	40	34	33	32	0	0	0
Ramara	1,083,432,720	42	0.91%	38	37	37	39	38	37	0	0	0
	14,462,877,485		12.10%									
Grand Total	119,497,873,307		100.00%	4,171	4,088	4,049	4,487	4,415	4,337	508	498	493



## ▶▶▶ 2023 Reserve Budget

(in the 000s)

Reserve Budget	Opening Balance January 1, 2023 (unaudited)	2023 Approved Appropriations to/from Reserve	Projected Balance as at December 31, 2023
Rate Stabilization	3,233	311	3,544
Asset Management	1,348	(149)	1,199
Working Capital	435	(122)	313
Restricted	44	(10)	34
<b>Total Reserve</b>	<b>5,060</b>	<b>30</b>	<b>5,090</b>







Lake Simcoe Region Conservation Authority (LSRCA) is the leading environmental protection agency in the Lake Simcoe watershed. For over 70 years, we've been collaborating with community, government and other partners to protect and restore the environmental health and quality of Lake Simcoe and its watershed.

• 120 Bayview Parkway. Newmarket, Ontario, L3Y 3W3 •

E infomail@LSRCA.on.ca

T 905-895-1281

TF 1-800-465-0437

W LSRCA.on.ca

Instagram lakesimcoeconservation

Twitter @LSRCA

YouTube TheLSRCA

Facebook lakesimcoeconservation

If you require this document in an alternate format, please contact us at 905-895-1281.



Lake Simcoe Conservation Foundation (LSCF) is the leading environmental charity in our watershed, raising funds from individuals and organizations for the critical environmental programs and projects of Lake Simcoe Region Conservation Authority. It is one of only a few environmental charities nation-wide that has been accredited in Imagine Canada's Standards Program after demonstrating excellence in operations in the charitable sector. Contact them directly for information about how you can support their important fundraising activities.

E foundation@LSRCA.on.ca

T 905-895-1281

TF 1-800-465-0437

W lakesimcoefoundation.ca

