





WRECK this Nature Journal



Here's how it works:


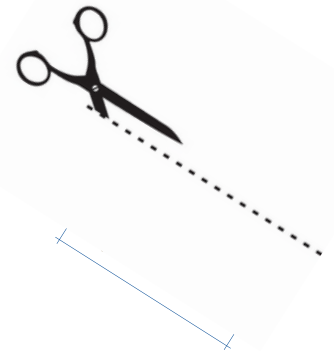
Step 1: Create a nature notebook. [Use this video to help](#), or simply use an old binder and fill it with blank pages.

Step 2: Print this document*

Step 3: Cut out each prompt and glue them to the pages of your nature journal.

Step 4: Add your own prompts to the other pages! Be creative.

Step 5: Go outside and **wreck** your journal! Follow the prompts on each page for some fun outdoor play time.



*If you don't have access to a printer, just copy the prompts and write them on each page.



Lake Simcoe Region
conservation authority

Cover Page



this journal belongs to: _____




Other Pages

**Use a leaf to
colour this page
GREEN**

**DRAW A PICTURE ON
THIS PAGE USING
SOME OLD CHARCOAL
FROM A FIRE**

Find a cool stick, and
then use it to poke
holes in this page

Write a **THANK YOU** note
on this page to
somebody. Then rip this
page out and give the
note to them.



*Decorate this page
with SOUNDS
you've heard in
Nature*

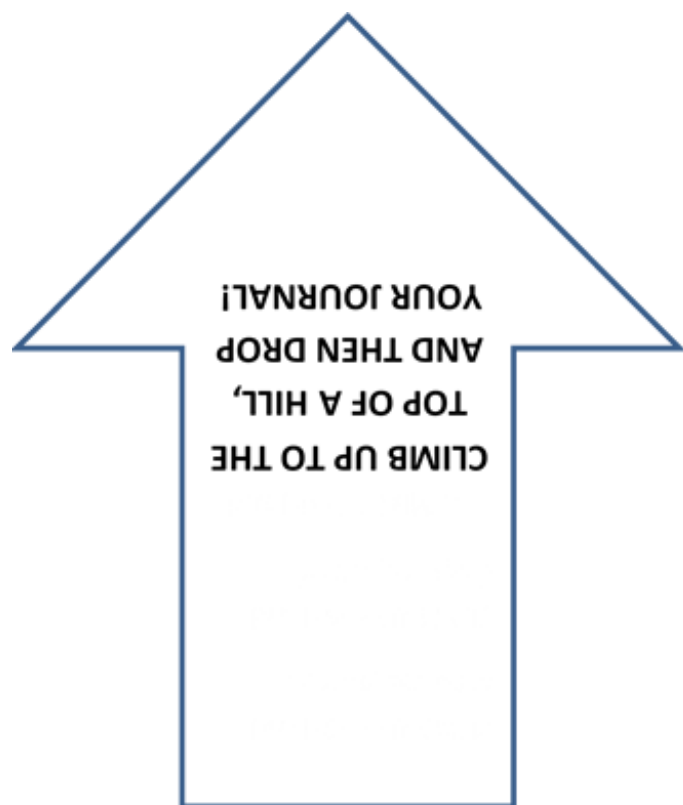
FIND A COOL ROCK, AND USE IT TO
DESTROY THIS PAGE



COVER THIS TREE WITH
LEAVES

**Colour this whole page with
markers. Then get this page
WET and watch what happens.**

**MAKE A LIST OF YOUR FAVOURITE
ANIMALS ON THIS PAGE**



Use an icicle to draw all over this page. Add paint to the icicle if you have some.

Using clear tape, press a flower or a leaf on this page

Have friends, family members or classmates write their names all over this page.

Put a *muddy* handprint on this page

**Cover this page in
colours (any colours
you can find!)**

**Ask a friend (or family
member) to wreck this
page however they
want.**

DON'T WATCH!



Lake Simcoe Region
conservation authority